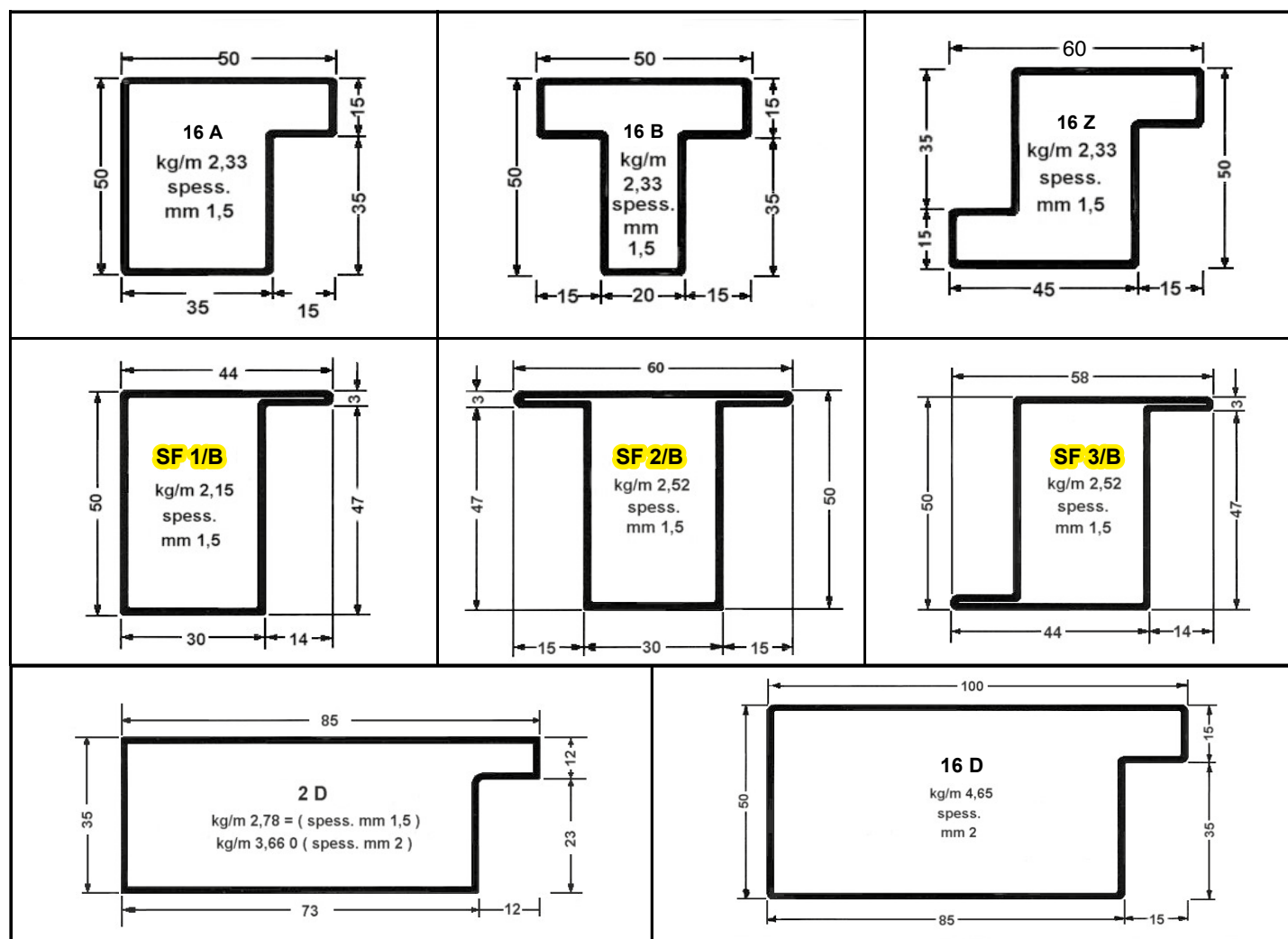


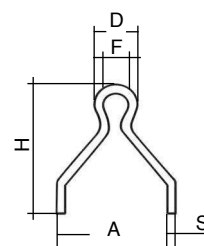
TUBOLARI PER SERRAMENTI NERI E ZINCATI



Disponibili anche zincati

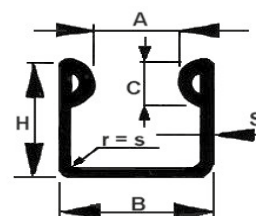
GUIDA PER CANCELLI

misura	L	A	D	F	H	S
ø19	6000	55	ø19	ø11	55	4



FERMAVENTO A SCATTO NERO E ZINCATO

Dimensioni				Spessore mm. 0,7
B	H	G	A	peso kg/ml
10	10	5	4	0,20
12	12	5	6	0,23



MONOROTAIE NERE E ZINcate

Tipo	Dimensioni					Spess. mm.	Peso kg/ml
	B	H	C	C1	A		
MR1 A	57	67	15,0	10,0	13,7	3,0	4,92
MR2 B	42	54	12,5	8,0	8,0	2,5	3,12
MR3 C	30	34	9,5	6,5	10,5	2,0	1,74

